



LANGARA COLLEGE

MINUTES Langara Council Meeting held on Tuesday, December 4, 2007 Room B201 at 0935 hours

Members:

Antonella Alves
Linda Arnold
Lynn Carter
Laura Cullen
Deanna Douglas
Martin Gerson
Jim Goard
Linda Holmes, Chair
Jim Hooton
Ken Jillings

Terry Kornutiak
Gerda Krause
Wendy Low
Kevin Paul
Ken Pawlak
Brian Pendleton (absent)
Roger Semmens
Doug Soo (absent)
Nancy Wickham
LSU Representatives (2 – absent)

Visitors:

Gloria Swadden
Larry Xiong

1. REVIEW OF AGENDA

The agenda was approved with the following additions:

4. Action Items
 - a) Olympics
5. Information Items
 - c) Strategic Plan for Communications and Marketing

2. REVIEW OF MINUTES AND BUSINESS ARISING

- a) Draft Minutes of the Meeting held on November 20, 2007

L. Holmes noted that due to her absence at the meeting held on October 23, 2007, she would like to add the following to those minutes:

4. INFORMATION ITEMS
 - d) Mini-Calendar

L. Holmes noted that there needs to be a time of at least a week for Division Chairs and Deans to proof-read and sign-off on the mini-calendar, all to be completed by the end of June.

L. Holmes noted that when there is representation of curriculum and programming in marketing materials, there needs to be a statement on all materials that clearly states that “the online calendar is considered to be the official and applicable version of the College Calendar.”

It was moved by L. Cullen, seconded by M. Gerson

THAT, the minutes of the Langara Council meeting held on November 20, 2007 be approved, with the noted changes made to the minutes of the meeting held on October 23, 2007.

Carried.

3. CURRICULUM ITEMS

a) Education Council Meeting held November 13, 2007

L. Cullen introduced the Summary Report of the Education Council meeting held November 13, 2007, noting that course restructuring within the Co-op Education and Internship program has occurred as a result of an auditor’s report. Two courses have been consolidated into one three-credit gradable course.

L. Cullen noted that English 1126 has been added as a new course and is available for departments to add to their programming. In response to a question, R. Semmens noted that this course is in the process of being approved as a transfer course to universities.

L. Cullen noted that a revision to the Library and Information Technology program has introduced a new First Nations stream, which will address the training needs of First Nations information workers throughout the province.

L. Cullen noted that in accordance with changes in practice agency policy, changes in admission requirements for the BSN program require students to have proof of immunization and tuberculosis screening. Students will be required to provide proof to Health Services who will advise the Nursing Department accordingly.

L. Cullen noted that Policy E2008 – Academic Standing has been approved by Education Council.

L. Cullen noted that a Consequential Amendments Proposal has been developed to streamline the process for implementing curriculum-related changes. More emphasis will be put on consultation between departments prior to submission of change proposals, and reduce the amount of paperwork submitted to Education Council. Discussion ensued and in response to questions, L. Cullen noted that the logistics of the proposal are still being finalized with the Registrar Office and R. Semmens noted that whether or not a department can add it to their program offering will depend on the departments offering the courses ability to provide staffing.

The Summary Report for the Education Council meeting held November 13, 2007 was received for information.

4. ACTION ITEMS

a) Olympics

L. Holmes noted that as a representative of BC College Presidents, she attended a BCCP meeting with VANOC to discuss the 2010 Olympics.

L. Holmes noted that VANOC presented a question to BCCP members as to whether or not Lower Mainland post-secondary institutions would be willing to close during the Olympics from February 12-28, 2010 (nine instructional days in total). She noted that Capilano College has confirmed that it will close, and Douglas College is still reviewing this option. The closure captures a couple of study days outlined by the LFA collective agreement and dates would need to be reviewed just prior to and just after the Olympic dates to see how learning time could be adjusted to accommodate this closure.

L. Holmes noted that closing the college for the Olympics would give faculty, staff and students an opportunity to volunteer and will give VANOC the opportunity to utilize Langara College facilities. It would provide an excellent opportunity for students to volunteer their time e.g. Nursing – First Aid Attendants; Photography – Photographers, etc. L. Arnold noted that some of the college's programs have already been approached to participate in the Olympic program and emphasized that students would benefit greatly with this experience on their curriculum vitae. L. Holmes noted that most of the volunteers will come from the Lower Mainland and that VANOC will release its volunteer requests by February 2008.

L. Cullen noted that four departments in the Business Division have already indicated that they are in favour of closing. L. Holmes noted that the VANOC student co-op program will use more students in workplace training which would provide excellent opportunities for Langara co-op students. VANOC is also proposing to provide curriculum on how the Olympics started, etc., which would be a tremendous benefit to departments such as Human Kinetics and Recreation.

L. Holmes noted that VANOC announced its programming for the Cultural Olympiad, which is a celebration of arts and culture, running from February 1 to March 21, 2008, with a similar program taking place in 2009, followed by the Olympic Arts Festival from January 22 to February 28, 2010. She noted that VANOC will need to use specific College programs to train volunteers or staff and/or other "outside the fence" workers during 2010. Some of the programs include sport management; information technology; fine and performing arts; sport tourism; hospitality; safety and security; first aid and other health services; culinary arts; and, language and translation. She noted that there will be volunteer and paid positions.

L. Holmes asked members to discuss the above option with their departments and constituent groups to determine if it is a good idea. K. Paul was asked to review the college calendar to see if the learning time for students could be adjusted so no learning time is lost. Discussion will be held at the next meeting to determine what would work best for everyone involved, as a decision needs to be made by the end of January 2008.

Agenda Item

5. INFORMATION ITEMS

a) Accountability Reports: Presentation of Survey Results

L. Xiong referred to an information package he distributed at the table (a copy is attached to these minutes) and provided an overview of various student survey results. He noted that the Fall 2007 Non-registrants Survey was developed as a result of a Board Member's question presented at the March 29, 2007 College Board meeting. He further noted that these reports are presented annually to College Board Members at Administration and Finance Committee meetings.

b) 2008-09 Budget – Draft 2

D. Douglas noted that an update on the 2008-09 Budget would be provided at the next meeting.

c) Strategic Plan for Communications and Marketing Department

L. Carter questioned if there was a Strategic Plan for the Communications and Marketing Department. L. Holmes responded that there was and agreed to provide a copy to Langara Council Members.

There being no further discussion, the meeting was adjourned at 1045 hours.

2007 Accountability Presentation to Langara Council

by W. Larry Xiong
 Institutional Research
 December 4, 2007
<http://www.langara.bc.ca/about-langara/institutional-research/index.html>

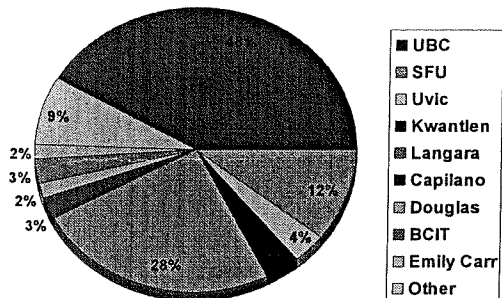
1

Fall 2007 Non-registrants Survey

- ⌘ Web survey sent to 1,938 applicants to the Langara Fall 2007 term who did not register.
- ⌘ Solicited feedback on reasons for not registering
- ⌘ 423 responses yielded a 21.8% response rate, indicating caution in projecting results from the respondents to the population of all non-registrants.
- ⌘ 72% of respondents were enrolled at another institution for Fall 2007.
- ⌘ 55% of respondents did not come to Langara specifically because they were accepted by their preferred institution.

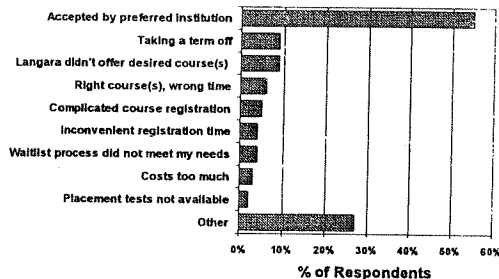
2

First Choice Institution of Respondents Fall 2007 Non-registrants Survey



3

Reason for Not Attending Langara Fall 2007 Non-registrants Survey



Note that respondents were able to choose multiple reasons

4

Provincial Former Student Outcomes Survey

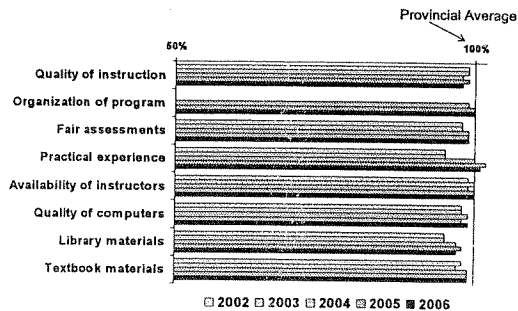
- ⌘ 2006 survey coverage: students who left between July 2004 and June 2005.
 - respondents 1,242
 - Response rate: 53%
 - Est. margin of error 2% (19 out of 20)

⌘ Student ratings required as performance measures in the Accountability Plan and Report

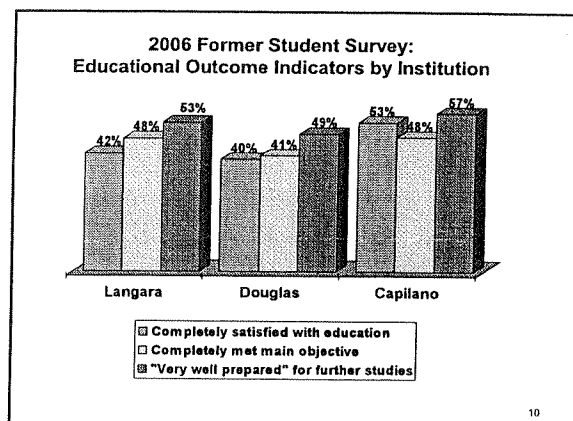
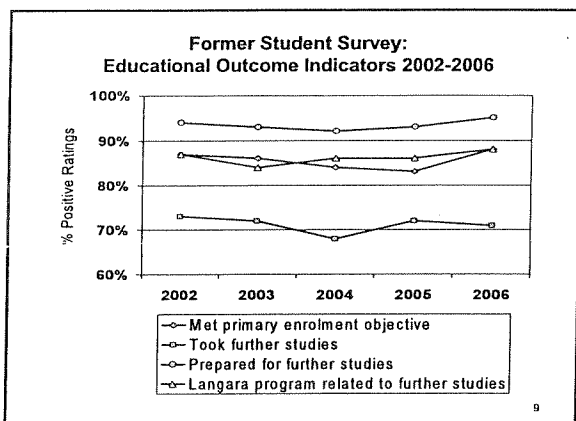
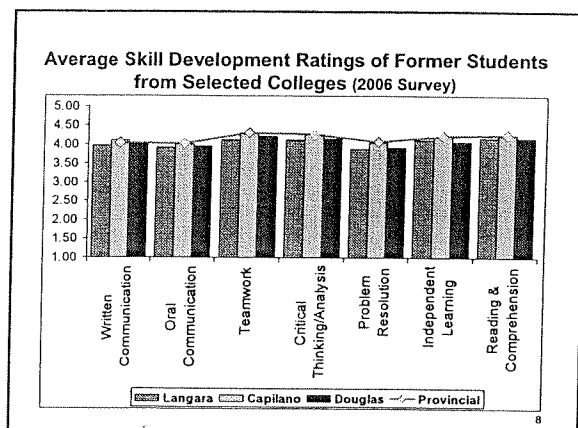
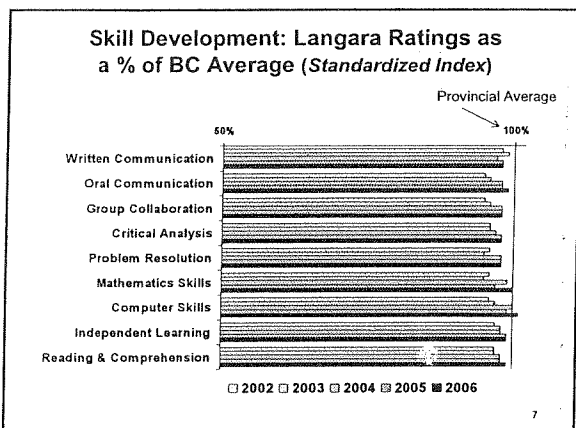


5

Student Satisfaction: Langara Ratings as a % of BC Average (Standardized Index)

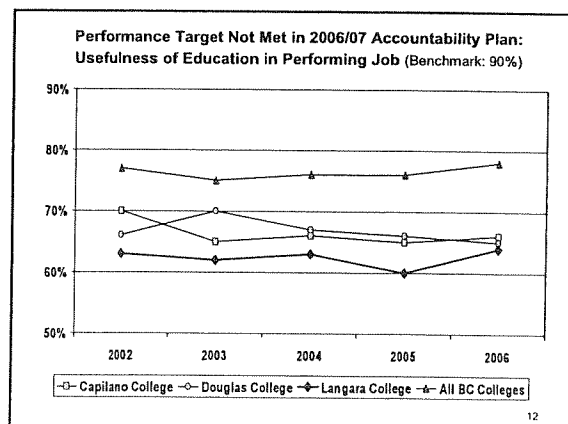


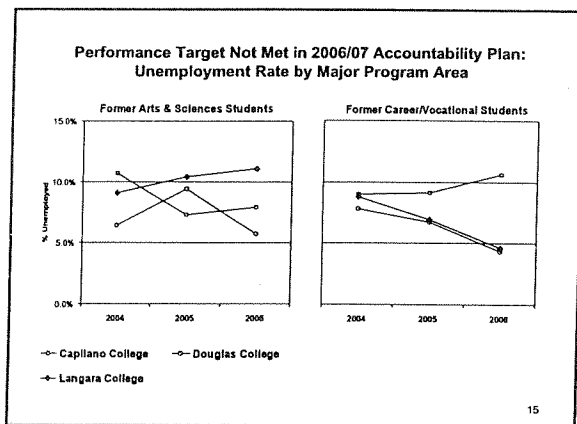
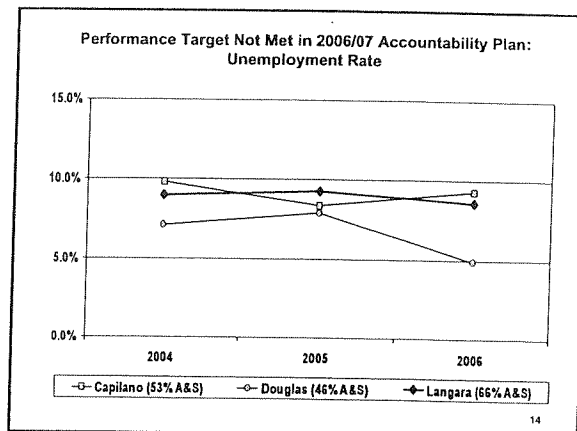
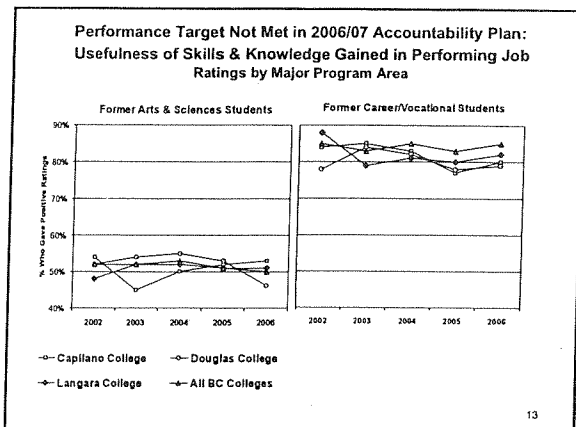
6



Former Student Ratings as Accountability Plan Performance Measures

Performance Measure	Ministry Benchmark	Langara Ratings	Target Achieved?
Satisfaction with education	90%	96.1%	Yes
Satisfaction with quality of instruction	90%	82.4%	Substantively
Satisfaction with transfer experience	90%	91.9%	Yes
Student Outcomes: Average Skill Gain	85%	75.6%	Substantively
- Written communication		73.9%	
- Oral communication		70.4%	
- Group collaboration/teamwork		76.7%	
- Critical analysis		79.6%	
- Problem resolution		69.3%	
- Learning on your own		78.2%	
- Reading and comprehension		81.0%	
Usefulness of education in performing job	90%	63.6%	No
Unemployment rate	<6.2%	8.6%	No





**2006 Current Student Survey
First Impressions**

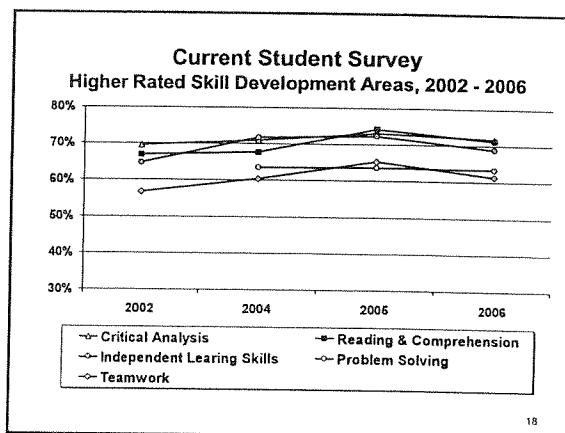
- ⌘ 55.8% first heard about Langara through friends or relatives.
- ⌘ Students attend Langara because:
 - ⌘ 45.9% - "Langara offers the program/courses I want"
 - ⌘ 38.9% - "The tuition rates suit me"
 - ⌘ 35.5% - "Langara is close to where I live"
- ⌘ On first impression, 45.7% found Langara to be 'welcoming and helpful'

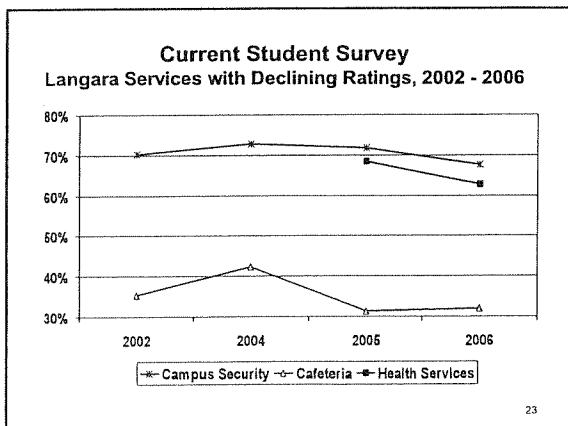
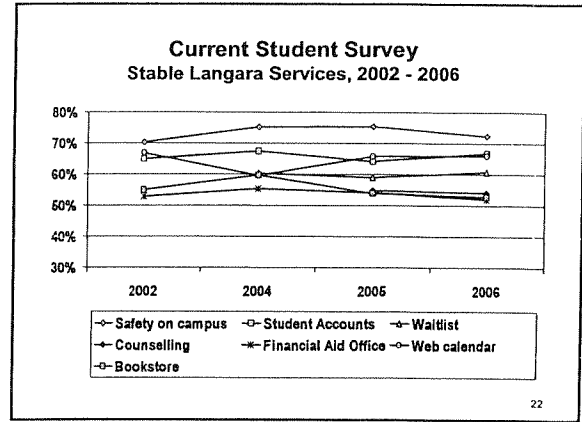
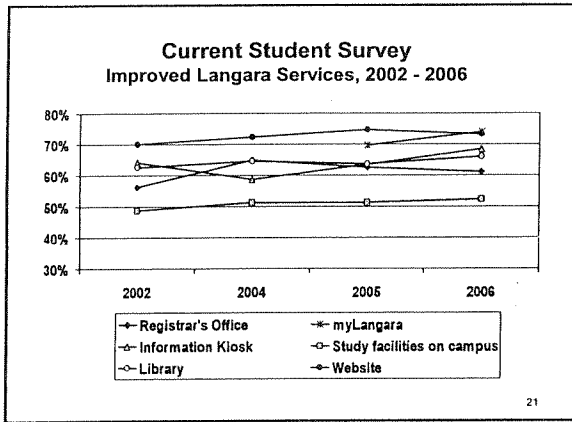
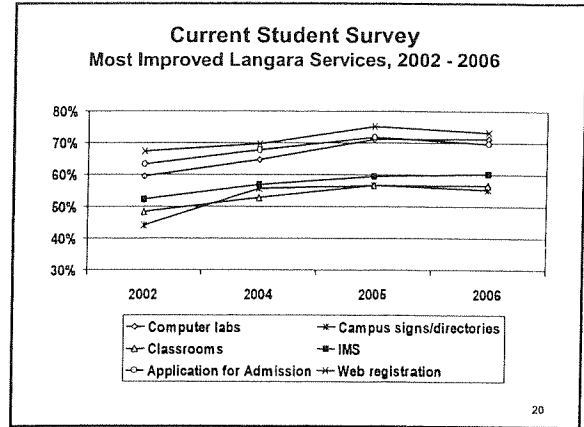
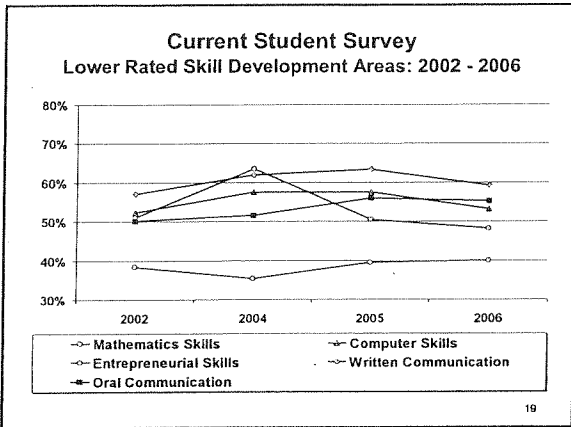
16

2006 Current Student Survey

- ⌘ 68% were able to enroll in all their desired courses.
- ⌘ The most frequently cited reasons for not being able to enrol in all desired classes were:
 - ⌘ "The courses I wanted were offered but full"
(All New students, Returning A&S students, and Returning Limited Enrolment students)
 - ⌘ "Scheduling conflict"
(Returning Career/Vocational and Degree students)

17





Langara College Regular Program Students' Reported Residence

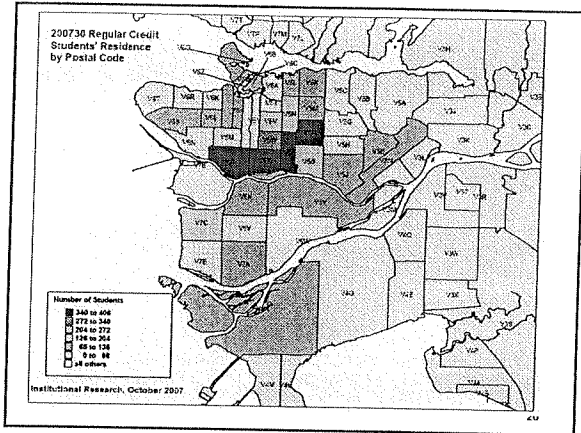
Region	Fall '04	Fall '05	Fall '06	Fall '07
Vancouver	62.4%	61.5%	61.2%	62.0%
Richmond	12.2%	13.1%	12.2%	11.7%
Burnaby	6.8%	7.5%	7.5%	7.8%
Delta/Surrey/White Rock	6.1%	6.3%	6.4%	6.6%
New Westminster	1.9%	2.0%	2.4%	2.2%
Pt. Moody/Coquitlam/Pitt Meadows	1.6%	1.9%	2.1%	1.9%
North & West Vancouver	2.6%	2.9%	2.4%	2.5%
Langley/Fraser Valley	0.7%	0.6%	0.5%	0.4%
Maple Ridge/Mission	0.1%	0.2%	0.2%	0.2%
Other BC	3.1%	2.7%	2.7%	2.6%
Other Provinces	0.9%	0.7%	1.1%	0.9%
Unknown	1.6%	0.7%	1.2%	1.2%

24

**WHERE DO FALL 2007 LANGARA COLLEGE STUDENTS LIVE?
City of Current Residence by Residency Status**

	International Students		Domestic Students	
	Count	%	Count	%
Vancouver	435	69.2%	4750	61.7%
Richmond	42	6.7%	929	12.1%
Burnaby	71	11.3%	578	7.5%
Surrey	6	1.0%	241	3.1%
Delta	2	0.3%	214	2.8%
New Westminster	8	1.3%	182	2.4%
Pt. Moody/Coquitlam/Pitt Meadows	7	1.1%	152	2.0%
North Vancouver	5	0.8%	138	1.8%
White Rock	0	0.0%	76	1.0%
West Vancouver	4	0.6%	53	0.7%
Langley	1	0.2%	35	0.5%
Maple Ridge/Mission	5	0.8%	16	0.2%
Other B.C.	1	0.2%	214	2.8%
Other Provinces	4	0.6%	62	0.8%
Unknown	38	6.0%	64	0.8%
Total	629	100.0%	7704	100.0%

25

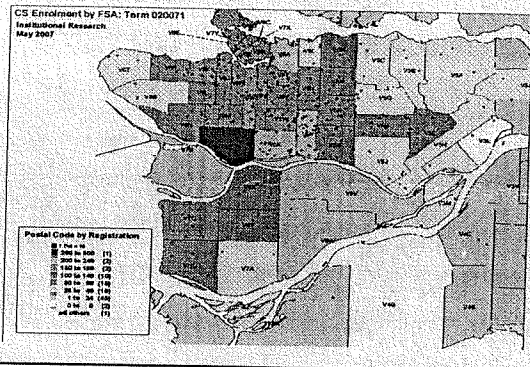


**Continuing Studies Enrolments
by Reported Residence**

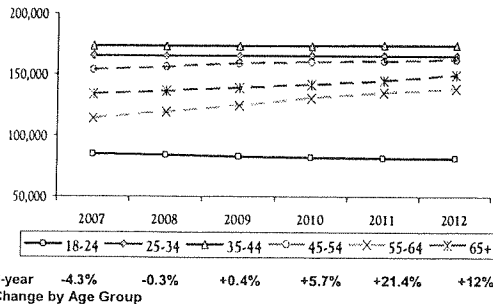
Region	Fall '03	Fall '04	Fall '05	Fall '06
Vancouver	69.3%	67.4%	66.2%	69.4%
Richmond	7.4%	7.4%	7.6%	7.8%
Burnaby	6.3%	5.9%	7.1%	6.8%
North & West Vancouver	3.1%	3.3%	3.3%	2.3%
New Westminster	2.6%	2.4%	2.3%	2.7%
Pt. Moody/Coquitlam/Pitt Meadows	2.4%	2.2%	2.5%	2.3%
Surrey/Delta/White Rock	4.4%	5.6%	4.7%	4.1%
Maple Ridge/Mission	0.4%	0.5%	0.4%	0.3%
Langley	0.7%	0.6%	0.6%	0.4%
Other B.C.	2.4%	3.5%	3.0%	2.3%
Other Provinces	0.4%	0.6%	0.9%	0.3%
Unknown	0.6%	0.7%	0.5%	1.2%

27

Continuing Studies Enrolments by Postal Code Area



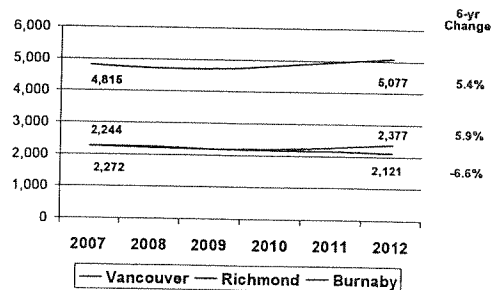
**Langara Catchment Area
Projected Population by Age Group
(Vancouver, Burnaby, Richmond)**



Source: BC Stats PEOPLE31

29

**Langara Catchment Area
Grade 12 Enrollment Projections**



Source: September GRXII Public School Enrolment Projections - Ministry of Education, 2006

30